

A LARGE RANGE


Tournus offers 14 standard models of trolley for trays measuring 350 x 270 mm to 530 x 325 mm.

Low trolleys

- 12-tray trolley, 2x6 levels.
- 12-tray trolley, 2x6 levels, with top tray.
- 18-tray trolley, 3x6 levels, with top tray.

Tall trolleys

- 12-tray trolley, 1x12 levels, insertion widthways, one stack.
- 24-tray trolley, 2x12 levels, insertion widthways, two stacks.
- 24-tray trolley, 2x12 levels, insertion lengthways, two stacks.



Trolley with 2x12 levels, insertion lengthways with two stacks (back to back).

STURDINESS

Thanks to the uprights made of 25 x 25 mm tube and the 4.8 mm diameter stainless steel wires, the trolleys are very sturdy and corrosion-resistant.

They are built on an automatic welding bench. This product process ensures perfectly even welds.

The trolleys come with 4 stainless steel swivel wheels with polyamide cover and stainless steel axle and ball. The ball bearing guarantees the rolling quality and optimum resistance with time. Two wheels are braked so that the trolleys can be immobilised. The wheel treads and protective bumpers are of the non-marking type.

ERGONOMICS

The H-shaped design of the trolleys (tall models and low models without top tray) means they are semi-stackable, thus saving space during transport and storage.

The low trolleys are ideally suited to the size of children. The upper tray, with its raised edge on all 4 sides, avoids items placed on top of the trolleys falling off, and retains any liquids.

Trolleys with side panels: the laminated panels fixed with clips are easy to remove for thorough cleaning. The panels can also be installed on trolleys that did not have any originally.

The laminate comes in a standard beige colour. Two other colours are available on request: Pero Rosso and Rovere Rhone.



Trolley with 2x12 levels, insertion widthways with two stacks (side by side), with side panels.



Trolley with 2x6 levels, insertion widthways with two stacks (side by side), with upper tray.

CHOOSE THE COLOUR OF YOUR CLADDING

The standard panels of the trolleys are made of 2 mm thick compact beige laminate. You can personalise the cladding of the 2 outsides of your trolleys in one of the colours below (minimum order of 3 trolleys) :

- ref. 702 097, personalised cladding for trolley with 6 levels
- ref. 702 098, personalised cladding for trolley with 12 levels with insertion widthways
- ref. 702 099, personalised cladding for trolley with 12 levels with insertion widthways

Personalisation is done by bonding a resistive film (cleaning resistant). We offer a choice of colors close to 21 colors covering cladding (swatch on request).

21 standard colours to match the cladding of dispensing units




gypsy blue




cherry



tournesol



star fruit



green apple




mandarin



fuchsia



camel




black



light concrete
grey




dark concrete
grey




titanium




premium white



metallic bronze



beige leather



quartz glass



Canada maple
cream



Tyrolean
beech



driftwood



natural Bardolina
oak



wenge

Trolleys can also be personalised with your logo or that of your customers: please make enquiries with us.